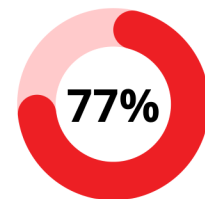




**11,832** people helped in 2022



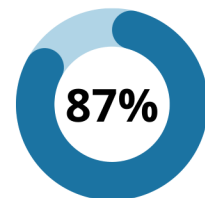
**74%** households served make less than **\$25k/year**



homes saved



**52%** households helped include **children**



financial relief



**41%** households helped include **seniors or people with disabilities**



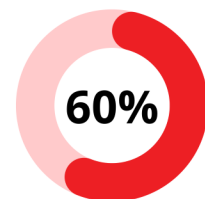
**480** community events



**4651** cases handled

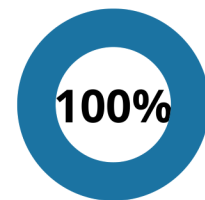


**146** volunteer attorneys worked on cases



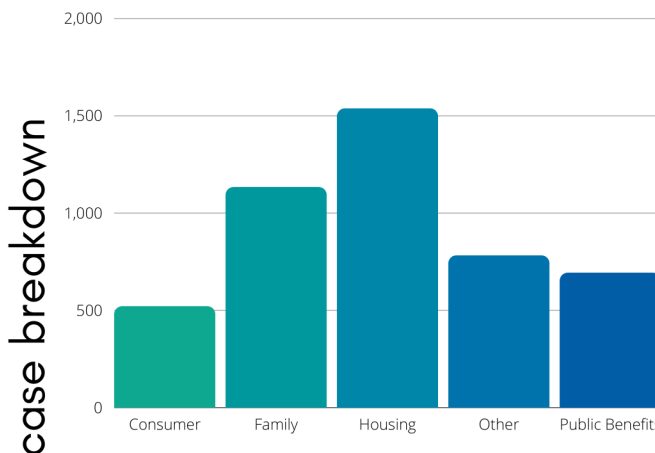
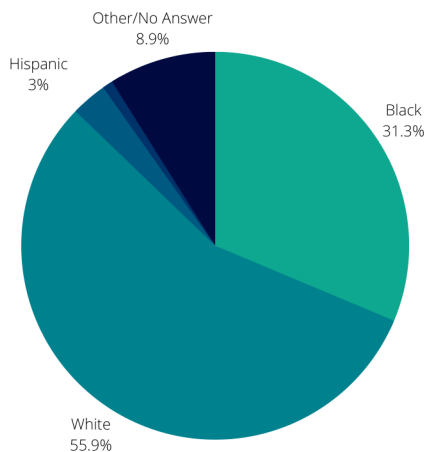
survivors protected

**\$5.39 million** economic impact: dollars earned or saved for clients



education barriers removed

client race/ethnicity



employment barriers removed