

QUARTER 2 DASHBOARD - YTD

SERVICE DELIVERY CASE ACCEPTANCE & OUTCOMES



9,490

REQUESTS FOR ASSISTANCE



2,089

TOTAL CASES CLOSED



86%

POSITIVE CASE OUTCOMES



\$5.13 mil

ECONOMIC BENEFIT TO CLIENTS



225

VETERAN



471

SENIOR



585

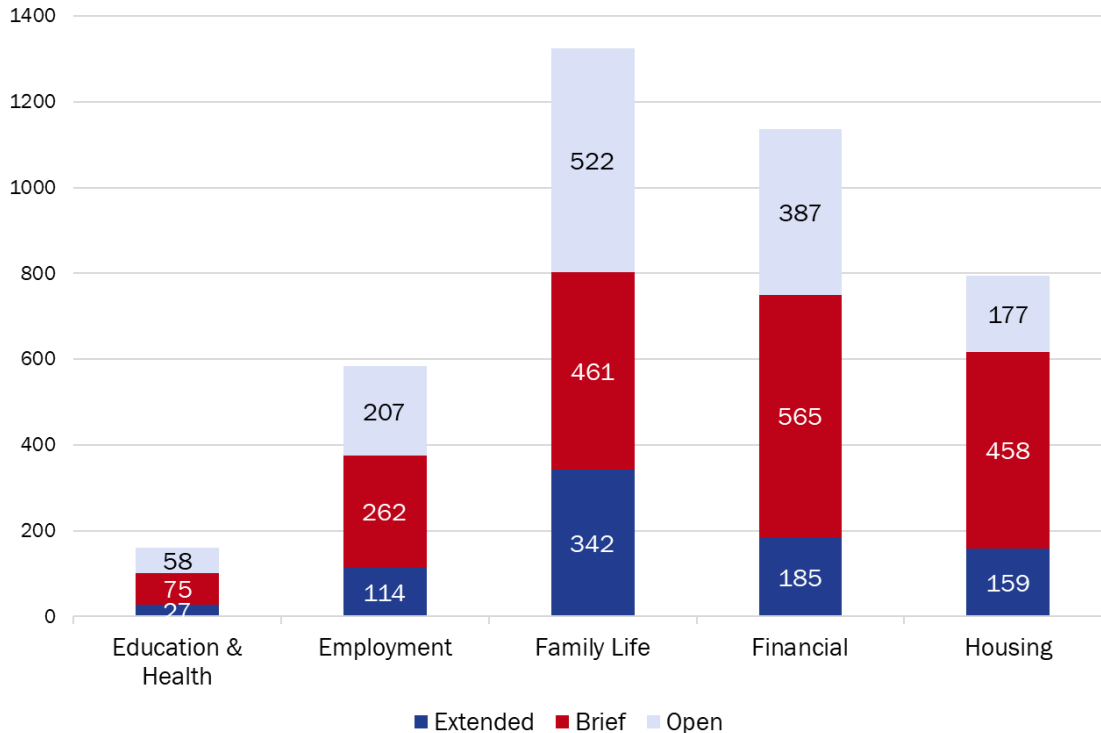
DV VICTIM



682

DISABLED

Case Totals



PRO BONO WORK

203

volunteers
WORKED ON
CASES



544

NEW CASES
PLACED



1,075

TOTAL CASES
HANDLED



2,510

TOTAL PEOPLE
HELPED

OUTREACH



184
COMMUNITY
EVENTS

147
NEW PAGE
LIKES



26
MEDIA
APPEARANCES

59
NEW PAGE
FOLLOWERS



14
PRESS
RELEASES

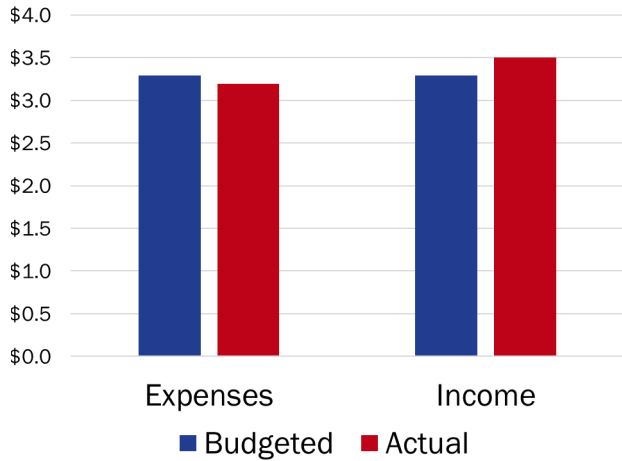
33%
E-NEWSLETTER
READ RATE



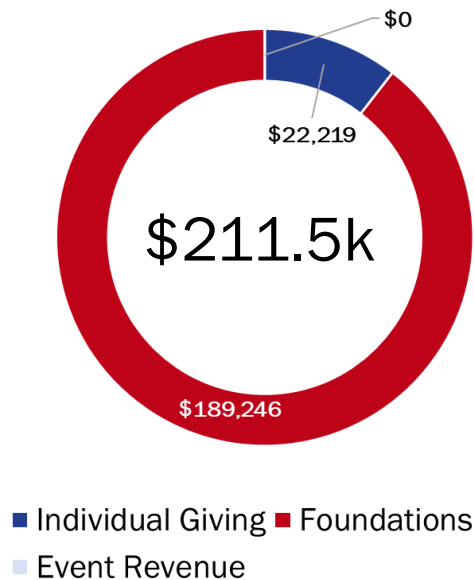
QUARTER 2 DASHBOARD - YTD

FINANCIAL UPDATE

Budget Snapshot
(in millions)



Dollars Raised



Note: "Dollars Raised" does not include unfulfilled pledges.


OUTCOMES REPORT



64
HOMES SAVED



72
FRESH STARTS
THROUGH
BANKRUPTCY



84
PROTECTION
ORDERS OBTAINED



13
EDUCATION
RESOLUTIONS



43
CRIMINAL RECORD
RESOLUTIONS

These outcomes reflect only a portion of Legal Aid's work. They are intended to provide a snapshot of the types of outcomes we see in each area of the law we practice.

Note: Legal Aid provides a variety of support to our clients, including counsel and advice or brief assistance. Due to the nature of this work, it's difficult to track outcomes from clients we only speak to once or twice. In other cases, we provide extended representation in court or other legal proceedings or negotiations outside the courtroom. The outcomes reported here are for those extended services cases.

CLIENT SPOTLIGHT

name:
Joe Simeon

case type:
custody/
visitation

county:
Trumbull

outcome:
successful



"I came that close to winning every time. But I wasn't able to. [Legal Aid] was able to help me get done in six months what I couldn't do in six years. There's nothing but a bright future ahead for my daughter."